

Smarty Pants Magazine for Kids Curriculum Corner

Table of Contents: What is a Pirate Without a Ship?

Theme: Pirates, Transportation: Ships

Grades 1-2

Post Reference/Date: "Talk Like a Pirate Day," September 19th.

www.smartypantsmagazineforkids.com

What is a "Pirate Without a Ship?" Learning Experiences Resources.....	pg.2
Language Arts Educator Resource.....	pg.2
Math Educator Resource.....	pg.2
Art Educator Resource.....	pg.2
Activity 1. Language Arts: Reading Comprehension Educator Ref.....	pg.3
Activity 2. Color-Coding the Pirate Ship Picture Educator Ref.....	pg.3
Activity 3. Language Arts: Creative Writing Educator Ref.....	pg.3
Activity 4. Math: Counting Objects Educator Ref.....	pg.3/4
Activity 5. Draw a Pirate Ship Educator Ref.....	pg.4
Activity 6. Flashcards Educator Ref.....	pg.4
Printable Activity 1 - Reading Comprehension.....	pg.5/6
Printable Activity 2 - Color Coding the Pirate Ship: Word/Color List.....	pg.7
Printable Activity 3 - Creative Writing - What is Happening in the Picture?.....	pg.8
Printable Activity 4 - Counting Objects in the Picture.....	pg.9
Printable Activity 5 - Draw a Pirate Ship.....	pg.10
Printable Activity 6 - Cut Out Flashcards.....	pg.11/12/13
Printable Activity 7 - Pirate Ship.....	pg.14

WHAT IS A PIRATE WITHOUT A SHIP?

EDUCATOR RESOURCES

Learning Experiences

Materials:

1. The Activity Sheets
2. The Pirate Ship Picture

Language Arts:

- Vocabulary Words, Activity 1
- Reading Comprehension, Activity 1
- Reading and Following Instructions, Activity 3
- Creative Writing, Activity 4
- Vocabulary Flashcards, Activity 6

Math

Counting objects from a picture

Activity 2 with Pirate Ship Picture

Art

- Activity 5, Draw a Pirate Ship

Activity 1. Language Arts: Reading Comprehension

Vocabulary Words:

- **Bow:** front of the ship (pronounce like cow)
- **Crow's Nest:** lookout point at the top of the main mast
- **Cannon:** large gun fixed in place
- **Mast:** the main pole that secures the sail
- **Sail:** cloth attached to the mast that catches the wind
- **Stern:** back of the ship.

Activity 2. Language Arts: Color-Coding the Pirate Picture

Read and Follow Instructions:

- **Orange:** sun, pirate on island , pirate in the Crow's Nest
- **Red:** pirates on the ship
- **Brown:** stern, and rest of ship
- **White:** sails and clouds
- **Black:** flag
- **Blue:** water, sky
- **Green:** island and trees
- **Gray:** shark

Activity 3. Language Arts: Creative Writing

Write three sentences about what is happening in the Pirate Picture.

(Example: The shark is in the water.)

Activity 4. Math:

Counting Objects in the Pirate Picture

- How many Pirates are in the picture?
- How many Pirates have beards?
- How many cannons are on the ship?
- How many sails are on the masts?
- How many birds are in the sky?
- How many palm trees are on the island?

- How many clouds are in the sky?
- How many sharks do you see?

Activity 5, Art: Draw a Pirate Ship

(Printable separate sheet)

Activity 6. Language Arts:

Flashcards for Vocabulary Words (print and cut)

- Bow
- Cannon
- Mast
- Sails
- Stern
- Crow's Nest

Name: _____ Date: _____

Reading Comprehension

Bow: front of the ship (pronounced like cow)

Cannon: large gun fixed in place

Crow's Nest: lookout point at the top of the main mast

Stern: back of the ship.

Mast: the main pole that secures the sail

Sail: cloth attached to the mast that catches the wind

Copy the answers from the words above.

Then write the word.

The Bow is the f _____ of the ship.

Write B o w _____

The Crow's Nest is a lookout p _____ at the top of the main mast.

Write C r o w ' s N e s t _____

Name: _____ Date: _____

Reading Comprehension - Page 2

A Cannon is a large g_____fixed in place.

Write the word C a n n o n _____

The Mast is the main p_____that secures

the s_____.


Write the word M a s t _____

The Sail is c_____attached to the mast
that catches the wind.

Write the word S a i l _____

The Stern is the b_____of the ship.

Write the word S t e r n _____



Color-Coding the Pirate Picture

Read and follow instructions

Color:

Orange: sun, pirate on island , pirate in the Crow's Nest

Red: pirates on the ship

Brown: stern, and rest of ship

White: sails and clouds

Black: flag

Blue: water, sky

Green: island and trees

Gray: shark

Name: _____ Date: _____

Creative Writing

Write three sentences about what is happening in the Pirate Picture.

(Example: The shark is in the water.)

1.

2.

3.

Name: _____ Date: _____

Counting Objects in the Pirate Picture

How many Pirates are in the picture? _____

How many Pirates have beards? _____

How many cannons are on the ship? _____

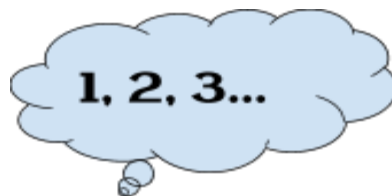
How many sails are on the masts? _____

How many birds are in the sky? _____

How many palm trees are on the island? _____

How many clouds are in the sky? _____

How many sharks do you see? _____



Name: _____ Date: _____

Draw a Pirate Ship



Cut out Flashcards for Vocabulary Words

Bow


Cannon

Mast

Sails

Stern

Crow's Nest



Name: _____ Date: _____